

# Iraq Stock Exchange



Trading Session Thursday 2/5/2024 -

Traded Volume 1,121,158,800

ISX Index 60 981.87

Previous ISX Index60 979.75

Change % 0.22

Change 2.12

Listed Companies 103

Traded Companies 38

General Assembly Co. 5

Suspended Co. 2

Bulletin No (82) of 2024

Traded Value 2,990,688,238 Trades 527

ISX Index 15 1063.00

Previous ISX Index15 1066.70

Change % -0.35

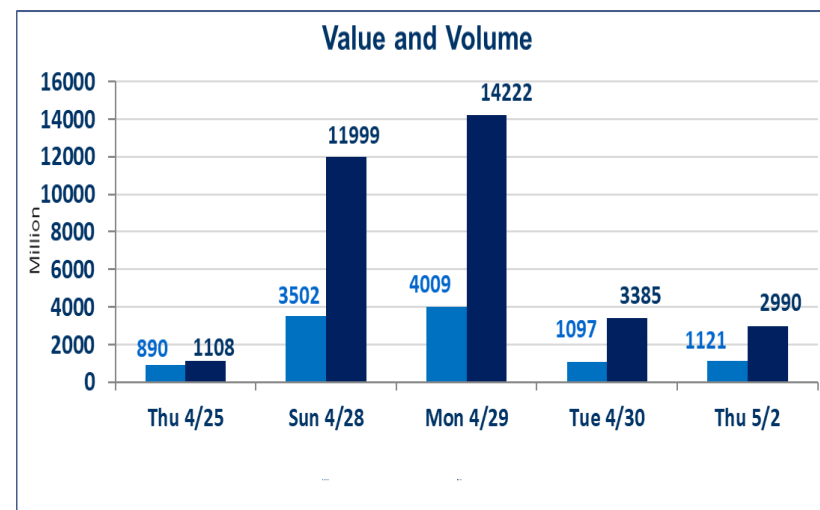
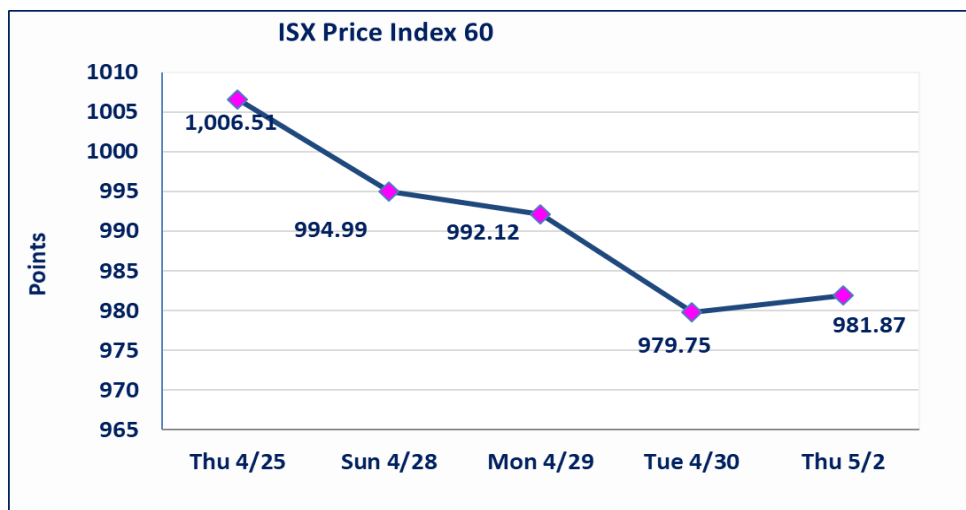
Change -3.70

Non Traded Co. 58

High Companies 9

Low Companies 7

Un Listed Companies OTC 2



### Gainers

Company Name	Closing Price	Change (%)	Traded Volume
Al -Mansour Bank	1.380	2.99	164,583,014
Al-Hilal Industries	1.000	2.04	714,356
The Light Industries	0.690	1.47	139,008
Al-Mansour Pharmaceuticals	1.940	1.04	890,000
Iraqi Islamic Bank	1.250	0.81	12,413,251

### Losers

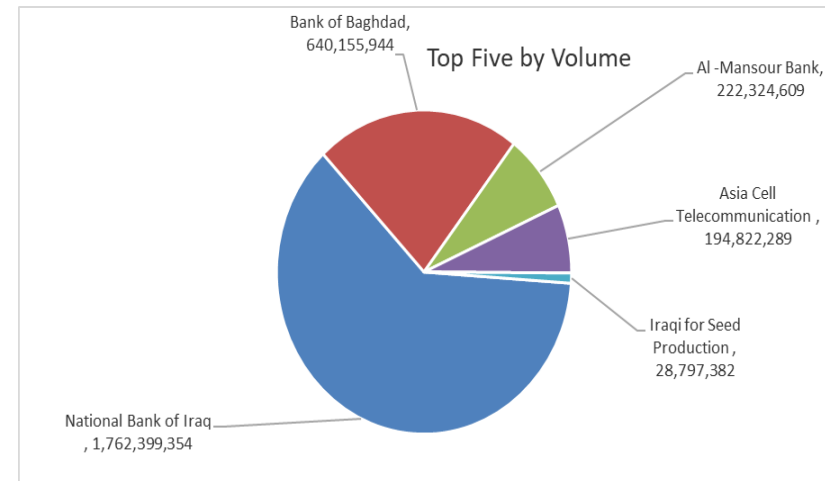
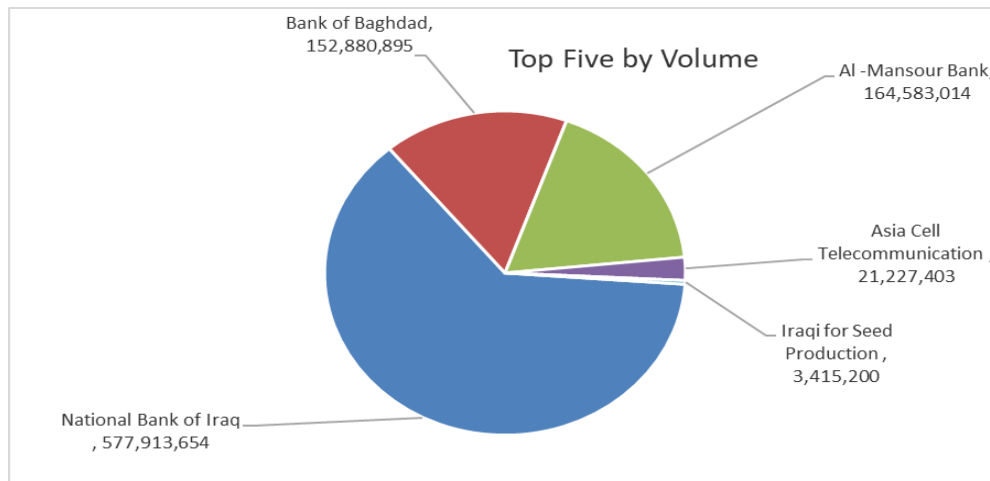
Company Name	Closing Price	Change (%)	Traded Volume
Middle East Bank	0.100	-9.09	16,100,000
International Islamic Bank	0.380	-5.00	40,100,000
Asia Cell Telecommunication	9.140	-1.19	21,227,403
Baghdad Soft Drinks	4.350	-1.14	1,941,465
National Bank of Iraq	3.030	-0.66	577,913,654

### Traded Volume

Company Name	Closing Price	Change (%)	Traded Volume
National Bank of Iraq	3.030	-0.66	577,913,654
Al -Mansour Bank	1.380	2.99	164,583,014
Bank of Baghdad	4.220	0.48	152,880,895
Sumer Commerical Bank	0.100	0.00	45,366,144
Gulf Commercial Bank	0.170	0.00	43,461,656

### Traded Value

Company Name	Closing Price	Change (%)	Traded Value
National Bank of Iraq	3.030	-0.66	1,762,399,354
Bank of Baghdad	4.220	0.48	640,155,944
Al -Mansour Bank	1.380	2.99	222,324,609
Asia Cell Telecommunication	9.140	-1.19	194,822,289
Iraqi for Seed Production	8.440	-0.12	28,797,382



## Regular Market Bulletin No (82)



Company Name	Code	opening Price	highest price	lowest price	Average price	Prev Average price	Closing Price	prev closing price	change (%)	No.of Trades	Traded Volume	Traded Value
<b>Banks Sector</b>												
Ashur International Bank	BASH	0.300	0.300	0.300	0.300	0.300	0.300	0.300	0.00	4	4,990,000	1,497,000
Bank of Baghdad	BBOB	4.200	4.230	4.130	4.190	4.220	4.220	4.200	0.48	97	152,880,895	640,155,944
Commercial Bank of Iraq	BCOI	0.780	0.780	0.780	0.780	0.780	0.780	0.780	0.00	1	900,000	702,000
Gulf Commercial Bank	BGUC	0.170	0.170	0.170	0.170	0.170	0.170	0.170	0.00	7	43,461,656	7,388,482
Investment Bank of Iraq	BIBI	0.360	0.360	0.360	0.360	0.360	0.360	0.360	0.00	5	11,000,000	3,960,000
Iraqi Islamic Bank	BIIB	1.240	1.250	1.240	1.240	1.250	1.250	1.240	0.81	16	12,413,251	15,431,475
Middle East Bank	BIME	0.100	0.100	0.100	0.100	0.100	0.100	0.110	-9.09	3	16,100,000	1,610,000
Al -Mansour Bank	BMNS	1.340	1.380	1.330	1.350	1.350	1.380	1.340	2.99	74	164,583,014	222,324,609
National Bank of Iraq	BNOI	3.060	3.070	3.010	3.050	3.040	3.030	3.050	-0.66	107	577,913,654	1,762,399,354
Sumer Commerical Bank	BSUC	0.090	0.100	0.090	0.090	0.100	0.100	0.100	0.00	4	45,366,144	4,132,953
<b>Total Of Banks Sector</b>										<b>318</b>	<b>1,029,608,614</b>	<b>2,659,601,816</b>
<b>Telecommunication Sector</b>												
Asia Cell Telecommunication	TASC	9.250	9.250	9.140	9.180	9.330	9.140	9.250	-1.19	85	21,227,403	194,822,289
Al-Khatem Telecoms	TZNI	2.560	2.570	2.560	2.570	2.570	2.570	2.570	0.00	4	15,693	40,284
<b>Total Of Telecommunication</b>										<b>89</b>	<b>21,243,096</b>	<b>194,862,573</b>
<b>Insurance Sector</b>												
Dar Al-Salam for Insurance	NDSA	0.790	0.790	0.790	0.790	0.790	0.790	0.790	0.00	1	2,500,000	1,975,000
<b>Total Of Insurance Sector</b>										<b>1</b>	<b>2,500,000</b>	<b>1,975,000</b>
<b>Services Sector</b>												
Baghdad -Iraq Transportatio	SBPT	37.500	37.500	37.500	37.500	37.500	37.500	37.500	0.00	4	200,000	7,500,000
Kharkh Tour Amuzement Cit	SKTA	4.750	4.800	4.750	4.800	4.800	4.800	4.800	0.00	5	159,000	763,102
Mamoura Realestate Invest	SMRI	7.000	7.100	7.000	7.050	7.060	7.100	7.090	0.14	14	2,165,797	15,258,989
<b>Total Of Services Sector</b>										<b>23</b>	<b>2,524,797</b>	<b>23,522,091</b>
<b>Industry Sector</b>												
Baghdad Soft Drinks	IBSD	4.490	4.490	4.350	4.370	4.420	4.350	4.400	-1.14	10	1,941,465	8,491,026
Iraqi Marketing Date	IIDP	1.690	1.700	1.690	1.690	1.700	1.700	1.700	0.00	4	2,437,500	4,120,875
Iraqi For Tufted Carpets	IITC	15.000	15.000	15.000	15.000	14.990	15.000	14.990	0.07	1	100,000	1,500,000
Al-Kindi of Veterinary Vaccin	IKLV	1.640	1.640	1.640	1.640	1.650	1.640	1.650	-0.61	1	19,266	31,596
Al-Mansour Pharmaceutical	IMAP	1.920	1.940	1.920	1.930	1.920	1.940	1.920	1.04	15	890,000	1,714,800
Modern Sewing	IMOS	10.000	10.000	10.000	10.000	10.000	10.000	10.000	0.00	3	994	9,940
Ready Made Clothes	IRMC	3.800	3.800	3.800	3.800	3.810	3.800	3.800	0.00	1	5,231	19,878
<b>Total Of Industry Sector</b>										<b>35</b>	<b>5,394,456</b>	<b>15,888,115</b>
<b>Hotels Sector</b>												
Baghdad Hotel	HBAG	10.800	10.800	10.800	10.800	10.800	10.800	10.800	0.00	3	250,000	2,700,000
Ishtar Hotel	HISH	9.200	9.200	9.200	9.200	9.170	9.200	9.150	0.55	2	400,000	3,680,000
Al-Mansour Hotel	HMAN	45.000	45.000	45.000	45.000	45.000	45.000	45.000	0.00	3	80,628	3,628,260
<b>Total Of Hotels Sector</b>										<b>8</b>	<b>730,628</b>	<b>10,008,260</b>

Agriculture Sector												
Agricultural Products Meat	AIPM	5.000	5.000	5.000	5.000	5.000	5.000	5.000	0.00	1	1,988	9,940
Iraqi for Seed Production	AISP	8.450	8.450	8.400	8.430	8.480	8.440	8.450	-0.12	32	3,415,200	28,797,382
Middle East for Production-	AMEF	7.350	7.350	7.350	7.350	7.350	7.350	7.350	0.00	1	350,000	2,572,500
Total Of Agriculture Sector										34	3,767,188	31,379,822
Total Of Regular										508	1,065,768,779	2,937,237,676

### Non Regular Market Bulletin No (82)

Company Name	Code	opening Price	highest price	lowest price	Average price	Prev Average price	Closing Price	prev closing price	change (%)	No.of Trades	Traded Volume	Traded Value
Banks Sector												
International Islamic Bank	BINT	0.380	0.380	0.380	0.380	0.400	0.380	0.400	-5.00	2	40,100,000	15,238,000
Total Of Banks Sector										2	40,100,000	15,238,000
Services Sector												
Al-Ameen Estate Investmen	SAEI	2.800	2.800	2.800	2.800	2.800	2.800	2.800	0.00	1	750,000	2,100,000
Total Of Services Sector										1	750,000	2,100,000
Industry Sector												
Fallujah for construction Ma	IFCM	3.590	3.590	3.590	3.590	3.600	3.590	3.590	0.00	3	196,000	703,640
Total Of Industry Sector										3	196,000	703,640
Total Of Non Regular										6	41,046,000	18,041,640

### Undisclosed Platform Companies Bulletin (82)

Company Name	Code	opening Price	highest price	lowest price	Average price	Prev Average price	Closing Price	prev closing price	change (%)	No.of Trades	Traded Volume	Traded Value
Industry Sector												
Al-Hilal Industries	IHLI	0.990	1.000	0.990	1.000	0.980	1.000	0.980	2.04	4	714,356	713,712
Iraqi Carton Manufacturies	IICM	1.150	1.150	1.140	1.140	1.140	1.140	1.140	0.00	2	5,400,000	6,177,500
National Chemical &Plastic	INCP	1.850	1.850	1.850	1.850	1.850	1.850	1.850	0.00	1	4,500,000	8,325,000
The Light Industries	ITLI	0.690	0.690	0.690	0.690	0.680	0.690	0.680	1.47	2	139,008	95,916
Total Of Industry Sector										9	10,753,364	15,312,128
Services Sector												
AL-Badia for General Trans	SBAG	0.600	0.600	0.600	0.600	0.600	0.600	0.600	0.00	2	2,789,657	1,673,794
Total Of Services Sector										2	2,789,657	1,673,794
Hotels Sector												
Palestine Hotel	HPAL	23.000	23.000	23.000	23.000	23.000	23.000	23.000	0.00	2	801,000	18,423,000
Total Of Hotels Sector										2	801,000	18,423,000
Total of un disclosed										13	14,344,021	35,408,922
Grand Total										527	1,121,158,800	2,990,688,238

# Iraq Stock Exchange



Trading Session Thursday 2/5/2024

## Not Trading OTC

Company Name	Code	Previous Average price
Rabee Securities	FRSE	—
Karmal Brokerage	FKSX	10.000



## Not Trading Bonds Bulletin

Bond type	Publish type	Code	last trading price	immortilize date
Banaa Bonds / million ID	First	CB10	1030000	10/12/2025
Banaa Bonds / million ID	second	CB20	964981	19/12/2025
Amara Bonds /500 thousand	First	CB25	—	9/10/2025
Amara Bonds /Million ID	First	CB30	984000	9/10/2027
Amara Bonds /500 thousand	Second	CB35	—	—
Amara Bonds /Million ID	Second	CB40	—	—
Amara Bonds /500 thousand	Third	CB45	—	—
Amara Bonds /Million ID	Third	CB50	—	—

**Iraq Stock Exchange**  
**Non Iraqis' Bulletin Thursday May 2 2024**  
**Regular Market**



**Non Iraqi Trading of Regular Market (Buy)**

Company Names	Code	No.of trades	Traded Shares	Trading Volume
<b>Banks Sector</b>				
Bank Of Baghdad	BBOB	17	25,000,000	105,255,000
Al-Mansour Bank	BMNS	8	42,075,000	56,380,500
<b>Total Bank sector</b>		<b>25</b>	<b>67,075,000</b>	<b>161,635,500</b>
<b>Grand Total</b>		<b>25</b>	<b>67,075,000</b>	<b>161,635,500</b>

**Non Iraqi Trading of Regular Market (Sell)**

Company Names	Code	No.of trades	Traded Shares	Trading Volume
<b>Banks Sector</b>				
Bank Of Baghdad	BBOB	12	60,000,000	251,850,000
<b>Total Bank sector</b>		<b>12</b>	<b>60,000,000</b>	<b>251,850,000</b>
<b>Telecommunication Sector</b>				
Asia cell	TASC	29	11,125,000	101,865,347
<b>Total Telecommunication sector</b>		<b>29</b>	<b>11,125,000</b>	<b>101,865,347</b>
<b>Grand Total</b>		<b>41</b>	<b>71,125,000</b>	<b>353,715,347</b>

## Iraq Stock Exchange non trading companies on Thursday 2/5/2024

Company Names	Code	Previous Average Price	Closing Price
<b>Banking Sector</b>			
Cihan Islamic Bank	BCIH	2.200	2.200
Elaf Islamic Bank	BELF	0.550	0.550
Asia Al Iraq Islamic Bank	BAIB	0.900	0.900
National Islamic Bank	BNAI	0.620	0.620
Union Bank of Iraq	BUOI	0.200	0.200
United Bank	BUND	0.090	0.090
Mosul Bank For Investment	BMFI	0.180	0.180
Kurdistan International Bank	BKUI	0.850	0.850
Economy Bank	BEFI	0.200	0.200
Al-Taif Islamic Bank	BTIB	0.700	0.700
<b>Insurance Sector</b>			
Al-Ameen for Insurance	NAME	0.700	0.700
Gulf Insurance	NGIR	0.400	0.400
<b>Services Sector</b>			
Al-Nukhba for construction	SNUC	0.670	0.670
Rehab Karbala	HKAR	0.800	0.800
Al-Mosul for funfairs	SMOF	8.900	8.900
<b>Industry Sector</b>			
Iraqi Engineering Works	IIEW	4.500	4.500
Al -Khazer Road for Construction Material	IKHC	2.500	2.500
Metallic Industries and Bicycles	IMIB	1.880	1.850
<b>Hotels Sector</b>			
Babylon Hotel	HBAY	110.000	110.000
National for Tourist Investment	HNTI	11.000	11.000
Tourist Village of Mosul dam	HTVM	11.000	11.000
<b>Agriculture Sector</b>			
Modern for Animal Production	AMAP	0.490	0.490
Al-Ahlyia agricultural production	AAHP	0.950	0.950
Company Names	Code	Previous Average Price	Closing Price
<b>Banks Sector</b>			
World Islamic Bank	BWOR	1.000	1.000
Arabiya Islamic Bank	BAAI	1.000	1.000
Zain Al-Iraq Islamic Bank	BZII	0.340	0.340
Al-Qurtas Islamic Bank	BQUR	1.000	1.000
Arabiya Islamic Bank	BAAI	1.000	1.000
Al Janoob Islamic Bank Investment	BJAB	1.000	1.000
Region Trade Bank	BRTB	1.000	1.000
Ameen Al Iraq Islamic Bank	BAME	1.000	1.000
International Development Bank	BIDB	1.000	1.000
Al- Qabidh Islamic Bank	BQAB	0.240	0.240
Al Anssari Islamic Bank	BANS	1.000	1.000
Iraq Noor Islamic Bank	BINI	1.050	1.050
Erbil Bank	BERI	0.110	0.110
Trust International Islamic Bank	BTRU	0.750	0.750
Trans Iraq Bank for Investment	BTRI	0.740	0.740
Al Mustashar Bank	BMUI	1.000	1.000
Al Attaa Islamic Bank	BLAD	0.120	0.120
Erbil Bank	BERI	0.110	0.110
<b>Insurance Sector</b>			
Alahliya For Insurance	NAHF	0.330	0.330
Al -Hamraa Insurance	NHAM	0.900	1.000



Investment Sector			
Al-Zawraa for Financial Investment	VZAF	0.180	0.180
AL-Wiaam for Financial Investment	VWIF	0.310	0.350
Al-Ameen for Financial Investment	VAMF	1.000	1.000
Bain Al-Nahrain Financial Investment	VMES	0.900	0.900
Services Sector			
Ibdaa Al-Sharq Al-Awsat	SIBD	1.000	1.000
Industry Sector			
Baghdad for Packing Materials	IBPM	2.250	2.250
National Furniture Industries	IHFI	2.500	2.500
Modern chemical industries	IMCI	100.000	100.000
Hotels Sector			
Ashour Hotel	HASH	17.600	17.600
Agriculture Sector			
Al-Ribas for Poultry and Fodder	AREB	–	–
Company Names	Code	Previous Average Price	Closing Price
Banks Sector			
Babylon Bank	BBAY	0.070	0.070
Services Sector			
General Transportation	SIGT	0.990	0.990
IndustrySector			
Modern Construction Materials	IMCM	0.630	0.630
Electronic Industries	IELI	0.750	0.750
Investment Sector			
AL- Batek Investment	VBAT	0.380	0.380
Alkhair for financial Investment	VKHF	0.200	0.200
Hotels Sector			
Al-Sadeer Hotel	HSAD	27.000	27.000

### Iraq Stock Exchange Suspended Companies

Al-Rajih Islamic Bank (BRAJ)	9/19/2021	The trading suspended for not produce the Annual disclosure for 2020 at closing price (1.000) ID.
North Bank (BNOR)	31/10/2022	The trading suspended by ISC decision at closing price (0.070) ID.

## Iraq Stock Exchange News of listed companies Thursday 2/5/2024

### Companies News

Iraqi Islamic Bank (BIIB)	General Assembly Meeting will be hold on Saturday 11/5/2024 at the Iraqi Hunting Club to discuss financial statement of 2023 , cash dividend , increasing in company capital from 300 billion to 400 billion according to 55/ second . Trading has been suspend on Tuesday 7/5/2024 .
Bank of Baghdad (BBOB)	General Assembly Meeting will be hold on Saturday 18/5/2024 at the Dijla Town to discuss financial statement of 2023 , cash dividend , increasing in company capital from 250 billion to 325 billion according to 55/ second . Trading has been suspend on Tuesday 14/5/2024 .
Region Trade Bank (BRTB)	General Assembly Meeting will be hold on Wednesday 8/5/2024 at the company in erbil to discuss financial statement of 2023 , cash dividend , increasing in company capital from 300 billion to 350 billion when the bank will be get the approval of GAM . Trading has been suspend on Sunday 5/5/2024 .
out of trading	
Babil Animal&vegetable Products (ABAP)	General Assembly Meeting will be hold on Monday 11/12/2023 at theAl Jadriya to discuss financial statement of 2021,2022 , cash dividend , discuss the deficit Trading has been suspend on Thursday 7/12/2023 .
Iraqi Land Transport (SILT)	General Assembly Meeting will be hold on Wednesday 6/3/2024 at the Trade Ministry VIP Hall to resign the current board of Administration and elect new five board of Administration .Trading has been suspend on Sunday 3/3/2024.
Credit Bank (BROI)	General Assembly Meeting will be hold on Thursday 2/5/2024 at the company to discuss financial statement of 2023 , cash dividend , increasing in company capital according to first , second /55, elect new board of Administration council . Trading has been suspend on Sunday 28/4/2024 .
AL- Mashreq al-Arabi Islamic Bank(BA)	General Assembly Meeting will be hold on Sunday 5/5/2024 at the trananing and development hall to discuss financial statement of 2023 , cash dividend . Trading has been suspend on Monday 29/4/2024 .
Iraqi Agricultural Products (AIRP)	General Assembly Meeting will be hold on Monday 6/5/2024 at the company to discuss financial statement of 2021 , cash dividend . Trading has been suspend on Tuesday 30/4/2024 .